














**COLLECTION INFORMATION**

It is important to collect and transport a specimen properly so the laboratory can recover pathogens. Identify the source of the culture as growing conditions and tests to identify pathogens are specific. If the patient is immunocompromised, please note this information on the requisition.

TEST	SOURCE	PREF. COLLECTION METHOD	TEMP.	COLLECTION DEVICE
<b>Aerobic and/or Anaerobic Cultures</b>	<ul style="list-style-type: none"> <li>• Eye/Ear</li> <li>• Genital</li> <li>• Throat</li> <li>• Superficial Wounds</li> <li>• Deep Wounds</li> <li>• Abscesses</li> <li>• Body Fluids</li> </ul>	<b>ESwab</b>	<b>Ambient</b>	 <b>#105617</b>
<b>Group B Strep PCR</b>	<b>Genital</b>	<b>Red Top Swab</b>	<b>Refrigerated</b>	 <b>#105754</b>
<b>MRSA, PCR</b>	<b>Nasal</b>	<b>Red Top Swab</b>	<b>Refrigerated</b>	
<b>MRSA, MSSA, PCR</b>	<b>Nasal</b>	<b>Red Top Swab</b>	<b>Refrigerated</b>	
<b>AFB Culture/ TB, PCR/ Sputum Culture</b>  <b>Urine Culture</b>	<ul style="list-style-type: none"> <li>• "Deep" Sputum (Stable 24 hours)</li> <li>• Clean Catch or Catheterized Specimens</li> </ul>	<b>Sterile Container (Such as urine container)</b>	<b>Refrigerated</b>	 <b>#101515</b>
<b>Fungus Cultures</b>	<b>Skin Scrapings, Hair, Toenails, etc.</b>	<b>Sterile Container (Such as urine container)</b>	<b>Ambient</b>	
<b>Bordetella Pertussis DNA</b>	<b>Nasopharyngeal</b>	<b>Sterile NP Swab (Green Top)</b>	<b>Ambient</b>	 <b>#101442</b>
<b>Group A with reflex</b>	<b>Throat</b>	<b>Culturette - Dry Transport Swab (White Top) and eSwab</b>	<b>Ambient</b>	 <b>#103324      #105617</b>
<b>Group A without reflex</b>	<b>Throat</b>	<b>Culturette</b>	<b>Ambient</b>	 <b>#103324</b>
<b>Rapid Influenza A/B RNA</b>	<b>Nasal</b>	<b>Culturette</b>	<b>Refrigerated</b>	
<b>Viral Cultures: Herpes, RSV, etc.</b>	<ul style="list-style-type: none"> <li>• Nasopharyngeal</li> <li>• Throat</li> <li>• Nasal Aspirate</li> <li>• Vaginal</li> <li>• Urethral</li> </ul>	<b>Swab Submitted in Viral Transport Media (VTM) DO NOT USE WOODEN SWABS (Pre-made Kit with Instructions)</b>	<b>Refrigerated</b>	 <b>#102928</b>

TEST	SOURCE	PREF. COLLECTION METHOD	TEMP.	COLLECTION DEVICE
<b>Chlamydia</b> <b>Gonorrhea</b> <b>Trichomonas</b> <b>Bacterial Vaginosis</b> <b>Candida species</b> <b>Mycoplasma genitalium</b> <b>HSV 1 and 2</b>  <b>truSwab - can include GC/CT/TV/BV/CV/M.gen</b>	<ul style="list-style-type: none"> <li>• Vaginal sample - Clinician or Patient collected.</li> <li>• Throat or Rectal (GC/CT only)</li> <li>• Anogenital lesion (HSV 1 2 only)</li> <li>• Penile meatal - (M.gen. only)</li> </ul>	<b>Aptima Multitest Swab Collection Kit</b>	<b>Ambient or Refrigerated</b>	  <b>#100284</b>
<b>Chlamydia</b> <b>Gonorrhea</b> <b>Trichomonas</b> <b>Mycoplasma genitalium</b> <b>GC/CT/TV - NAAT</b>	<b>Male and Female Urine</b>	<b>Aptima Urine Collection Kit</b>	<b>Ambient or Refrigerated</b>	  <b>#100282</b>
<b>Stool Culture</b>  <b>Shiga Toxin</b>	<b>Stool</b>	<b>Fecal Swab</b>	<b>Refrigerated</b>	  <b>#105618</b>
<b>O&amp;P (Ova &amp; Parasites)</b>  <b>Cryptosporidium</b> <b>Giardia - Direct Antigen</b>	<b>Stool</b>	<b>Stool in Para-Set (Ova &amp; Parasites) Kit (PVA and 10% Formalin)</b>  <b>Fresh Stool in Sterile Container (Place Fresh Stool in Preservative within 2 hours of collection)</b> <b>-or-</b> <b>10% Formalin from O&amp;P</b>	<b>Ambient</b>	  <b>#101635</b>
<b>C. Difficile, PCR</b> <b>Rotavirus,</b> <b>Fecal Fat (Qualitative)</b> <b>Fecal Red Substance, Fecal Ph,</b> <b>Fecal Leukocytes (WBC)</b>	<b>Stool</b>	<b>2 Grams Fresh Stool in Sterile Container</b> <b>-or-</b> <b>Fecal-laden Swab Fresh Stool</b>	<b>Refrigerated</b>	  <b>#101515</b>
<b>Norwalk Virus</b>	<b>Stool</b>	<b>Fresh Stool</b>	<b>Frozen</b>	<b>#101515</b>
<b>Pinworm</b>	<b>Stool</b>	<b>Pinworm Paddles</b>	<b>Ambient</b>	  <b>#101466</b>

